



Usr: planeacion
Rep: rptEstadoPresupuestoEgresos

Instituto Tecnológico Superior de Tepeaca Estado de Puebla

Estado del Ejercicio del Presupuesto por Capítulo del Gasto Al 31/oct./2021

Fecha y 10/nov./2021

hora de Impresión 04:29 p. m.

Objeto del Gasto		Aprobado	Ampliaciones / (Reducciones)	Presupuesto Vigente	Comprometido	Presupuesto Disponibile para Comprometer	Devengado	Comprometido No Devengado	Presupuesto Sin Devengar	Ejercido	Pagado	Cuentas por Pagar Deuda
1000	SERVICIOS PERSONALES	\$37,291,824.30	\$1,384,809.98	\$38,676,634.28	\$28,246,650.70	\$10,429,983.58	\$28,246,650.70	\$0.00	\$10,429,983.58	\$28,246,650.70	\$27,988,863.80	\$257,786.90
1100	REMUNERACIONES AL PERSONAL DE CARÁCTER PE	\$21,350,070.50	\$68,060.90	\$21,418,131.40	\$18,861,399.18	\$2,556,732.22	\$18,861,399.18	\$0.00	\$2,556,732.22	\$18,861,399.18	\$18,861,399.18	\$0.00
1130	Sueldos base al personal permanente	\$21,350,070.50	\$68,060.90	\$21,418,131.40	\$18,861,399.18	\$2,556,732.22	\$18,861,399.18	\$0.00	\$2,556,732.22	\$18,861,399.18	\$18,861,399.18	\$0.00
1132	Sueldo base al personal de confianza	\$21,350,070.50	\$68,060.90	\$21,418,131.40	\$18,861,399.18	\$2,556,732.22	\$18,861,399.18	\$0.00	\$2,556,732.22	\$18,861,399.18	\$18,861,399.18	\$0.00
1300	REMUNERACIONES ADICIONALES Y ESPECIALES	\$5,158,807.58	\$0.00	\$5,158,807.58	\$1,652,103.87	\$3,506,703.71	\$1,652,103.87	\$0.00	\$3,506,703.71	\$1,652,103.87	\$1,652,103.87	\$0.00
1310	Primas por años de servicios efectivos prestados	\$979,346.72	\$0.00	\$979,346.72	\$788,843.30	\$190,503.42	\$788,843.30	\$0.00	\$190,503.42	\$788,843.30	\$788,843.30	\$0.00
1311	Prima quinquenal por años de servicios efectivos prestados	\$979,346.72	\$0.00	\$979,346.72	\$788,843.30	\$190,503.42	\$788,843.30	\$0.00	\$190,503.42	\$788,843.30	\$788,843.30	\$0.00
1320	Primas de vacaciones, dominical y gratificación de fin de año	\$4,179,460.86	\$0.00	\$4,179,460.86	\$863,260.57	\$3,316,200.29	\$863,260.57	\$0.00	\$3,316,200.29	\$863,260.57	\$863,260.57	\$0.00
1321	Primas de vacaciones y dominical	\$1,492,297.82	\$0.00	\$1,492,297.82	\$739,965.10	\$752,332.72	\$739,965.10	\$0.00	\$752,332.72	\$739,965.10	\$739,965.10	\$0.00
1322	Aguinaldo o gratificación de fin de año	\$2,687,163.04	\$0.00	\$2,687,163.04	\$123,295.47	\$2,563,867.57	\$123,295.47	\$0.00	\$2,563,867.57	\$123,295.47	\$123,295.47	\$0.00
1400	SEGURIDAD SOCIAL	\$6,255,570.66	\$304,740.14	\$6,560,310.80	\$4,739,666.57	\$1,820,644.23	\$4,739,666.57	\$0.00	\$1,820,644.23	\$4,739,666.57	\$4,481,879.67	\$257,786.90
1410	Aportaciones de seguridad social	\$5,551,018.32	\$0.00	\$5,551,018.32	\$4,283,793.66	\$1,267,224.66	\$4,283,793.66	\$0.00	\$1,267,224.66	\$4,283,793.66	\$4,075,579.18	\$208,214.48
1411	Aportaciones al Instituto de Seguridad y Servicios Sociales	\$5,551,018.32	\$0.00	\$5,551,018.32	\$4,283,793.66	\$1,267,224.66	\$4,283,793.66	\$0.00	\$1,267,224.66	\$4,283,793.66	\$4,075,579.18	\$208,214.48
1420	Aportaciones a fondos de vivienda	\$277,550.92	\$304,740.14	\$582,291.06	\$455,872.91	\$126,418.15	\$455,872.91	\$0.00	\$126,418.15	\$455,872.91	\$406,300.49	\$49,572.42
1421	Aportaciones para la vivienda	\$277,550.92	\$304,740.14	\$582,291.06	\$455,872.91	\$126,418.15	\$455,872.91	\$0.00	\$126,418.15	\$455,872.91	\$406,300.49	\$49,572.42
1430	Aportaciones al sistema para el retiro	\$427,001.42	\$0.00	\$427,001.42	\$0.00	\$427,001.42	\$0.00	\$0.00	\$427,001.42	\$0.00	\$0.00	\$0.00
1431	Aportaciones al sistema de ahorro para el retiro	\$427,001.42	\$0.00	\$427,001.42	\$0.00	\$427,001.42	\$0.00	\$0.00	\$427,001.42	\$0.00	\$0.00	\$0.00
1500	OTRAS PRESTACIONES SOCIALES Y ECONÓMICAS	\$2,096,732.56	\$261,961.10	\$2,358,693.66	\$1,959,880.91	\$398,812.75	\$1,959,880.91	\$0.00	\$398,812.75	\$1,959,880.91	\$1,959,880.91	\$0.00
1520	Indemnizaciones	\$0.00	\$19,623.10	\$19,623.10	\$0.00	\$19,623.10	\$0.00	\$0.00	\$19,623.10	\$0.00	\$0.00	\$0.00
1521	Indemnizaciones por separación	\$0.00	\$19,623.10	\$19,623.10	\$0.00	\$19,623.10	\$0.00	\$0.00	\$19,623.10	\$0.00	\$0.00	\$0.00
1590	Otras prestaciones sociales y económicas	\$2,096,732.56	\$242,338.00	\$2,339,070.56	\$1,959,880.91	\$379,189.65	\$1,959,880.91	\$0.00	\$379,189.65	\$1,959,880.91	\$1,959,880.91	\$0.00
1591	Otras prestaciones sociales	\$2,096,732.56	\$242,338.00	\$2,339,070.56	\$1,959,880.91	\$379,189.65	\$1,959,880.91	\$0.00	\$379,189.65	\$1,959,880.91	\$1,959,880.91	\$0.00
1600	PREVISIONES	\$958,643.00	\$477,636.68	\$1,436,279.68	\$0.00	\$1,436,279.68	\$0.00	\$0.00	\$1,436,279.68	\$0.00	\$0.00	\$0.00
1610	Previsiones de carácter laboral, económica y de seguridad	\$958,643.00	\$477,636.68	\$1,436,279.68	\$0.00	\$1,436,279.68	\$0.00	\$0.00	\$1,436,279.68	\$0.00	\$0.00	\$0.00
1613	Otras medidas de carácter laboral y económico	\$958,643.00	\$477,636.68	\$1,436,279.68	\$0.00	\$1,436,279.68	\$0.00	\$0.00	\$1,436,279.68	\$0.00	\$0.00	\$0.00
1700	PAGO DE ESTÍMULOS A SERVIDORES PÚBLICOS	\$1,472,000.00	\$272,411.16	\$1,744,411.16	\$1,033,600.17	\$710,810.99	\$1,033,600.17	\$0.00	\$710,810.99	\$1,033,600.17	\$1,033,600.17	\$0.00
1710	Estímulos	\$1,472,000.00	\$272,411.16	\$1,744,411.16	\$1,033,600.17	\$710,810.99	\$1,033,600.17	\$0.00	\$710,810.99	\$1,033,600.17	\$1,033,600.17	\$0.00
1711	Estímulos por productividad y eficiencia	\$1,472,000.00	\$272,411.16	\$1,744,411.16	\$1,033,600.17	\$710,810.99	\$1,033,600.17	\$0.00	\$710,810.99	\$1,033,600.17	\$1,033,600.17	\$0.00
2000	MATERIALES Y SUMINISTROS	\$3,413,713.20	\$996,033.30	\$4,409,746.50	\$2,977,849.59	\$1,431,896.91	\$2,977,849.58	\$0.01	\$1,431,896.92	\$2,977,849.58	\$2,977,849.58	\$0.00
2100	MATERIALES DE ADMINISTRACIÓN, EMISIÓN DE DOC	\$1,192,064.42	-\$518,275.80	\$673,788.62	\$362,773.13	\$311,015.49	\$362,773.13	\$0.00	\$311,015.49	\$362,773.13	\$362,773.13	\$0.00
2110	Materiales, útiles y equipos menores de oficina	\$183,110.94	-\$89,814.40	\$93,296.54	\$60,690.83	\$32,605.71	\$60,690.83	\$0.00	\$32,605.71	\$60,690.83	\$60,690.83	\$0.00
2111	Materiales, útiles y equipos menores de oficina	\$183,110.94	-\$89,814.40	\$93,296.54	\$60,690.83	\$32,605.71	\$60,690.83	\$0.00	\$32,605.71	\$60,690.83	\$60,690.83	\$0.00
2120	Materiales y útiles de impresión y reproducción	\$54,134.56	-\$54,134.56	\$0.00	\$0.00	\$0.00	\$0.00	\$0.00	\$0.00	\$0.00	\$0.00	\$0.00
2121	Materiales y útiles de impresión y reproducción	\$54,134.56	-\$54,134.56	\$0.00	\$0.00	\$0.00	\$0.00	\$0.00	\$0.00	\$0.00	\$0.00	\$0.00
2140	Materiales, útiles y equipos menores de tecnologías de la	\$84,000.00	-\$10,672.72	\$73,327.28	\$51,870.07	\$21,457.21	\$51,870.07	\$0.00	\$21,457.21	\$51,870.07	\$51,870.07	\$0.00



Usr: planeacion
Rep: rptEstadoPresupuestoEgresos

Instituto Tecnológico Superior de Tepeaca Estado de Puebla

Estado del Ejercicio del Presupuesto por Capítulo del Gasto Al 31/oct./2021

Fecha y 10/nov./2021

hora de Impresión 04:29 p. m.

Objeto del Gasto		Aprobado	Ampliaciones / (Reducciones)	Presupuesto Vigente	Comprometido	Presupuesto Disponibile para Comprometer	Devengado	Comprometido No Devengado	Presupuesto Sin Devengar	Ejercido	Pagado	Cuentas por Pagar Deuda
2141	Materiales, útiles y equipos menores de tecnologías de la	\$84,000.00	-\$10,672.72	\$73,327.28	\$51,870.07	\$21,457.21	\$51,870.07	\$0.00	\$21,457.21	\$51,870.07	\$51,870.07	\$0.00
2150	Material impreso e información digital	\$98,700.00	-\$31,516.87	\$67,183.13	\$4,750.00	\$62,433.13	\$4,750.00	\$0.00	\$62,433.13	\$4,750.00	\$4,750.00	\$0.00
2151	Material impreso e información digital	\$98,700.00	-\$31,516.87	\$67,183.13	\$4,750.00	\$62,433.13	\$4,750.00	\$0.00	\$62,433.13	\$4,750.00	\$4,750.00	\$0.00
2160	Material de limpieza	\$564,960.00	-\$383,883.50	\$181,076.50	\$88,081.00	\$92,995.50	\$88,081.00	\$0.00	\$92,995.50	\$88,081.00	\$88,081.00	\$0.00
2161	Material de limpieza	\$564,960.00	-\$383,883.50	\$181,076.50	\$88,081.00	\$92,995.50	\$88,081.00	\$0.00	\$92,995.50	\$88,081.00	\$88,081.00	\$0.00
2170	Materiales y útiles de enseñanza	\$192,158.92	\$51,746.25	\$243,905.17	\$150,943.23	\$92,961.94	\$150,943.23	\$0.00	\$92,961.94	\$150,943.23	\$150,943.23	\$0.00
2171	Materiales y útiles de enseñanza	\$192,158.92	\$51,746.25	\$243,905.17	\$150,943.23	\$92,961.94	\$150,943.23	\$0.00	\$92,961.94	\$150,943.23	\$150,943.23	\$0.00
2180	Materiales para el registro e identificación de bienes y per	\$15,000.00	\$0.00	\$15,000.00	\$6,438.00	\$8,562.00	\$6,438.00	\$0.00	\$8,562.00	\$6,438.00	\$6,438.00	\$0.00
2181	Registro e identificación de bienes y personas	\$15,000.00	\$0.00	\$15,000.00	\$6,438.00	\$8,562.00	\$6,438.00	\$0.00	\$8,562.00	\$6,438.00	\$6,438.00	\$0.00
2200	ALIMENTOS Y UTENSILIOS	\$212,794.98	\$182,526.00	\$395,320.98	\$310,105.43	\$85,215.55	\$310,105.43	\$0.00	\$85,215.55	\$310,105.43	\$310,105.43	\$0.00
2210	Productos alimenticios para personas	\$139,794.98	\$199,290.90	\$339,085.88	\$275,452.27	\$63,633.61	\$275,452.27	\$0.00	\$63,633.61	\$275,452.27	\$275,452.27	\$0.00
2211	Productos alimenticios para los efectivos que participen e	\$139,794.98	-\$139,794.98	\$0.00	\$0.00	\$0.00	\$0.00	\$0.00	\$0.00	\$0.00	\$0.00	\$0.00
2213	Productos alimenticios para el personal en las instalacion	\$0.00	\$339,085.88	\$339,085.88	\$275,452.27	\$63,633.61	\$275,452.27	\$0.00	\$63,633.61	\$275,452.27	\$275,452.27	\$0.00
2230	Utensilios para el servicio de alimentación	\$73,000.00	-\$16,764.90	\$56,235.10	\$34,653.16	\$21,581.94	\$34,653.16	\$0.00	\$21,581.94	\$34,653.16	\$34,653.16	\$0.00
2231	Utensilios para el servicio de alimentación	\$73,000.00	-\$16,764.90	\$56,235.10	\$34,653.16	\$21,581.94	\$34,653.16	\$0.00	\$21,581.94	\$34,653.16	\$34,653.16	\$0.00
2300	MATERIAS PRIMAS Y MATERIALES DE PRODUCCIÓN	\$0.00	\$4,418.70	\$4,418.70	\$4,418.70	\$0.00	\$4,418.70	\$0.00	\$0.00	\$4,418.70	\$4,418.70	\$0.00
2350	Productos químicos, farmacéuticos y de laboratorio adqui	\$0.00	\$4,418.70	\$4,418.70	\$4,418.70	\$0.00	\$4,418.70	\$0.00	\$0.00	\$4,418.70	\$4,418.70	\$0.00
2351	Productos químicos, farmacéuticos y de laboratorio adqui	\$0.00	\$4,418.70	\$4,418.70	\$4,418.70	\$0.00	\$4,418.70	\$0.00	\$0.00	\$4,418.70	\$4,418.70	\$0.00
2400	MATERIALES Y ARTÍCULOS DE CONSTRUCCIÓN Y DE	\$478,329.90	\$566,087.07	\$1,044,416.97	\$638,967.93	\$405,449.04	\$638,967.92	\$0.01	\$405,449.05	\$638,967.92	\$638,967.92	\$0.00
2410	Productos minerales no metálicos	\$101,317.52	\$16,589.33	\$117,906.85	\$97,247.70	\$20,659.15	\$97,247.70	\$0.00	\$20,659.15	\$97,247.70	\$97,247.70	\$0.00
2411	Productos minerales no metálicos	\$101,317.52	\$16,589.33	\$117,906.85	\$97,247.70	\$20,659.15	\$97,247.70	\$0.00	\$20,659.15	\$97,247.70	\$97,247.70	\$0.00
2420	Cemento y productos de concreto	\$67,500.00	-\$7,768.00	\$59,732.00	\$2,455.88	\$57,276.12	\$2,455.87	\$0.01	\$57,276.13	\$2,455.87	\$2,455.87	\$0.00
2421	Cemento y productos de concreto	\$67,500.00	-\$7,768.00	\$59,732.00	\$2,455.88	\$57,276.12	\$2,455.87	\$0.01	\$57,276.13	\$2,455.87	\$2,455.87	\$0.00
2430	Cal, yeso y productos de yeso	\$24,288.00	\$0.00	\$24,288.00	\$824.93	\$23,463.07	\$824.93	\$0.00	\$23,463.07	\$824.93	\$824.93	\$0.00
2431	Cal, yeso y productos de yeso	\$24,288.00	\$0.00	\$24,288.00	\$824.93	\$23,463.07	\$824.93	\$0.00	\$23,463.07	\$824.93	\$824.93	\$0.00
2440	Madera y productos de madera	\$46,945.20	\$7,100.80	\$54,046.00	\$16,350.79	\$37,695.21	\$16,350.79	\$0.00	\$37,695.21	\$16,350.79	\$16,350.79	\$0.00
2441	Madera y productos de madera	\$46,945.20	\$7,100.80	\$54,046.00	\$16,350.79	\$37,695.21	\$16,350.79	\$0.00	\$37,695.21	\$16,350.79	\$16,350.79	\$0.00
2450	Vidrio y productos de vidrio	\$4,600.00	\$16,492.00	\$21,092.00	\$18,792.00	\$2,300.00	\$18,792.00	\$0.00	\$2,300.00	\$18,792.00	\$18,792.00	\$0.00
2451	Vidrio y productos de vidrio	\$4,600.00	\$16,492.00	\$21,092.00	\$18,792.00	\$2,300.00	\$18,792.00	\$0.00	\$2,300.00	\$18,792.00	\$18,792.00	\$0.00
2460	Material eléctrico y electrónico	\$82,500.00	\$350,880.98	\$433,380.98	\$241,607.30	\$191,773.68	\$241,607.30	\$0.00	\$191,773.68	\$241,607.30	\$241,607.30	\$0.00
2461	Material eléctrico y electrónico	\$82,500.00	\$350,880.98	\$433,380.98	\$241,607.30	\$191,773.68	\$241,607.30	\$0.00	\$191,773.68	\$241,607.30	\$241,607.30	\$0.00
2470	Artículos metálicos para la construcción	\$64,399.18	\$3,281.20	\$67,680.38	\$34,231.85	\$33,448.53	\$34,231.85	\$0.00	\$33,448.53	\$34,231.85	\$34,231.85	\$0.00
2471	Artículos metálicos para la construcción	\$64,399.18	\$3,281.20	\$67,680.38	\$34,231.85	\$33,448.53	\$34,231.85	\$0.00	\$33,448.53	\$34,231.85	\$34,231.85	\$0.00
2480	Materiales complementarios	\$42,760.00	\$0.00	\$42,760.00	\$15,465.12	\$27,294.88	\$15,465.12	\$0.00	\$27,294.88	\$15,465.12	\$15,465.12	\$0.00
2481	Materiales Complementarios	\$42,760.00	\$0.00	\$42,760.00	\$15,465.12	\$27,294.88	\$15,465.12	\$0.00	\$27,294.88	\$15,465.12	\$15,465.12	\$0.00



Usr: planeacion
Rep: rptEstadoPresupuestoEgresos

Instituto Tecnológico Superior de Tepeaca Estado de Puebla

Estado del Ejercicio del Presupuesto por Capítulo del Gasto Al 31/oct./2021

Fecha y | 10/nov./2021

hora de Impresión | 04:29 p. m.

Objeto del Gasto		Aprobado	Ampliaciones / (Reducciones)	Presupuesto Vigente	Comprometido	Presupuesto Disponibile para Comprometer	Devengado	Comprometido No Devengado	Presupuesto Sin Devengar	Ejercido	Pagado	Cuentas por Pagar Deuda
2490	Otros materiales y artículos de construcción y reparación	\$44,020.00	\$179,510.76	\$223,530.76	\$211,992.36	\$11,538.40	\$211,992.36	\$0.00	\$11,538.40	\$211,992.36	\$211,992.36	\$0.00
2491	Otros materiales y artículos de construcción y reparación	\$44,020.00	\$179,510.76	\$223,530.76	\$211,992.36	\$11,538.40	\$211,992.36	\$0.00	\$11,538.40	\$211,992.36	\$211,992.36	\$0.00
2500	PRODUCTOS QUÍMICOS, FARMACÉUTICOS Y DE LABO	\$372,631.20	\$2,699.46	\$375,330.66	\$221,457.44	\$153,873.22	\$221,457.44	\$0.00	\$153,873.22	\$221,457.44	\$221,457.44	\$0.00
2510	Productos químicos básicos	\$76,448.00	-\$44,823.90	\$31,624.10	\$615.00	\$31,009.10	\$615.00	\$0.00	\$31,009.10	\$615.00	\$615.00	\$0.00
2511	Productos químicos básicos	\$76,448.00	-\$44,823.90	\$31,624.10	\$615.00	\$31,009.10	\$615.00	\$0.00	\$31,009.10	\$615.00	\$615.00	\$0.00
2520	Fertilizantes, pesticidas y otros agroquímicos	\$40,565.60	\$0.00	\$40,565.60	\$6,191.89	\$34,373.71	\$6,191.89	\$0.00	\$34,373.71	\$6,191.89	\$6,191.89	\$0.00
2521	Fertilizantes, pesticidas y otros agroquímicos	\$40,565.60	\$0.00	\$40,565.60	\$6,191.89	\$34,373.71	\$6,191.89	\$0.00	\$34,373.71	\$6,191.89	\$6,191.89	\$0.00
2530	Medicinas y productos farmacéuticos	\$40,565.60	\$30,170.01	\$70,735.61	\$58,364.53	\$12,371.08	\$58,364.53	\$0.00	\$12,371.08	\$58,364.53	\$58,364.53	\$0.00
2531	Medicinas y productos farmacéuticos	\$40,565.60	\$30,170.01	\$70,735.61	\$58,364.53	\$12,371.08	\$58,364.53	\$0.00	\$12,371.08	\$58,364.53	\$58,364.53	\$0.00
2540	Materiales, accesorios y suministros médicos	\$24,060.00	\$29,941.47	\$54,001.47	\$43,348.03	\$10,653.44	\$43,348.03	\$0.00	\$10,653.44	\$43,348.03	\$43,348.03	\$0.00
2541	Materiales, accesorios y suministros médicos	\$24,060.00	\$29,941.47	\$54,001.47	\$43,348.03	\$10,653.44	\$43,348.03	\$0.00	\$10,653.44	\$43,348.03	\$43,348.03	\$0.00
2550	Materiales, accesorios y suministros de laboratorio	\$100,000.00	-\$41,988.23	\$58,011.77	\$17,545.00	\$40,466.77	\$17,545.00	\$0.00	\$40,466.77	\$17,545.00	\$17,545.00	\$0.00
2551	Materiales, accesorios y suministros de laboratorio	\$100,000.00	-\$41,988.23	\$58,011.77	\$17,545.00	\$40,466.77	\$17,545.00	\$0.00	\$40,466.77	\$17,545.00	\$17,545.00	\$0.00
2560	Fibras sintéticas, hules, plásticos y derivados	\$21,592.00	\$28,446.11	\$50,038.11	\$49,120.59	\$917.52	\$49,120.59	\$0.00	\$917.52	\$49,120.59	\$49,120.59	\$0.00
2561	Fibras sintéticas, hules, plásticos y derivados	\$21,592.00	\$28,446.11	\$50,038.11	\$49,120.59	\$917.52	\$49,120.59	\$0.00	\$917.52	\$49,120.59	\$49,120.59	\$0.00
2590	Otros productos químicos	\$69,400.00	\$954.00	\$70,354.00	\$46,272.40	\$24,081.60	\$46,272.40	\$0.00	\$24,081.60	\$46,272.40	\$46,272.40	\$0.00
2591	Otros productos químicos	\$69,400.00	\$954.00	\$70,354.00	\$46,272.40	\$24,081.60	\$46,272.40	\$0.00	\$24,081.60	\$46,272.40	\$46,272.40	\$0.00
2600	COMBUSTIBLES, LUBRICANTES Y ADITIVOS	\$504,400.00	-\$1,044.00	\$503,356.00	\$332,244.38	\$171,111.62	\$332,244.38	\$0.00	\$171,111.62	\$332,244.38	\$332,244.38	\$0.00
2610	Combustibles, lubricantes y aditivos	\$504,400.00	-\$1,044.00	\$503,356.00	\$332,244.38	\$171,111.62	\$332,244.38	\$0.00	\$171,111.62	\$332,244.38	\$332,244.38	\$0.00
2612	Combustibles, lubricantes y aditivos para vehículos destir	\$24,400.00	\$195,000.00	\$219,400.00	\$68,743.01	\$150,656.99	\$68,743.01	\$0.00	\$150,656.99	\$68,743.01	\$68,743.01	\$0.00
2613	Combustibles, lubricantes y aditivos para vehículos asign	\$480,000.00	-\$196,044.00	\$283,956.00	\$263,501.37	\$20,454.63	\$263,501.37	\$0.00	\$20,454.63	\$263,501.37	\$263,501.37	\$0.00
2700	VESTUARIO, BLANCOS, PRENDAS DE PROTECCIÓN Y	\$267,624.28	\$541,867.96	\$809,492.24	\$656,267.84	\$153,224.40	\$656,267.84	\$0.00	\$153,224.40	\$656,267.84	\$656,267.84	\$0.00
2710	Vestuario y uniformes	\$150,000.00	\$547,551.96	\$697,551.96	\$611,532.28	\$86,019.68	\$611,532.28	\$0.00	\$86,019.68	\$611,532.28	\$611,532.28	\$0.00
2711	Vestuario y uniformes	\$150,000.00	\$547,551.96	\$697,551.96	\$611,532.28	\$86,019.68	\$611,532.28	\$0.00	\$86,019.68	\$611,532.28	\$611,532.28	\$0.00
2720	Prendas de seguridad y protección personal	\$46,872.00	\$0.00	\$46,872.00	\$5,403.59	\$41,468.41	\$5,403.59	\$0.00	\$41,468.41	\$5,403.59	\$5,403.59	\$0.00
2721	Prendas de seguridad y protección personal	\$46,872.00	\$0.00	\$46,872.00	\$5,403.59	\$41,468.41	\$5,403.59	\$0.00	\$41,468.41	\$5,403.59	\$5,403.59	\$0.00
2730	Artículos deportivos	\$50,752.28	-\$6,728.00	\$44,024.28	\$31,597.60	\$12,426.68	\$31,597.60	\$0.00	\$12,426.68	\$31,597.60	\$31,597.60	\$0.00
2731	Artículos deportivos	\$50,752.28	-\$6,728.00	\$44,024.28	\$31,597.60	\$12,426.68	\$31,597.60	\$0.00	\$12,426.68	\$31,597.60	\$31,597.60	\$0.00
2740	Productos textiles	\$20,000.00	\$0.00	\$20,000.00	\$6,690.37	\$13,309.63	\$6,690.37	\$0.00	\$13,309.63	\$6,690.37	\$6,690.37	\$0.00
2741	Productos textiles	\$20,000.00	\$0.00	\$20,000.00	\$6,690.37	\$13,309.63	\$6,690.37	\$0.00	\$13,309.63	\$6,690.37	\$6,690.37	\$0.00
2750	Blancos y otros productos textiles, excepto prendas de ve	\$0.00	\$1,044.00	\$1,044.00	\$1,044.00	\$0.00	\$1,044.00	\$0.00	\$0.00	\$1,044.00	\$1,044.00	\$0.00
2751	Blancos y otros productos textiles, excepto prendas de ve	\$0.00	\$1,044.00	\$1,044.00	\$1,044.00	\$0.00	\$1,044.00	\$0.00	\$0.00	\$1,044.00	\$1,044.00	\$0.00
2900	HERRAMIENTAS, REFACCIONES Y ACCESORIOS MEN	\$385,868.42	\$217,753.91	\$603,622.33	\$451,614.74	\$152,007.59	\$451,614.74	\$0.00	\$152,007.59	\$451,614.74	\$451,614.74	\$0.00
2910	Herramientas menores	\$69,453.34	-\$3,787.73	\$65,665.61	\$13,544.36	\$52,121.25	\$13,544.36	\$0.00	\$52,121.25	\$13,544.36	\$13,544.36	\$0.00
2911	Herramientas menores	\$69,453.34	-\$3,787.73	\$65,665.61	\$13,544.36	\$52,121.25	\$13,544.36	\$0.00	\$52,121.25	\$13,544.36	\$13,544.36	\$0.00



Usr: planeacion
Rep: rptEstadoPresupuestoEgresos

Instituto Tecnológico Superior de Tepeaca Estado de Puebla

Estado del Ejercicio del Presupuesto por Capítulo del Gasto Al 31/oct./2021

Fecha y 10/nov./2021

hora de Impresión 04:29 p. m.

Objeto del Gasto		Aprobado	Ampliaciones / (Reducciones)	Presupuesto Vigente	Comprometido	Presupuesto Disponibile para Comprometer	Devengado	Comprometido No Devengado	Presupuesto Sin Devengar	Ejercido	Pagado	Cuentas por Pagar Deuda
2920	Refacciones y accesorios menores de edificios	\$50,717.94	\$87,888.00	\$138,605.94	\$96,413.43	\$42,192.51	\$96,413.43	\$0.00	\$42,192.51	\$96,413.43	\$96,413.43	\$0.00
2921	Refacciones y accesorios menores de edificios	\$50,717.94	\$87,888.00	\$138,605.94	\$96,413.43	\$42,192.51	\$96,413.43	\$0.00	\$42,192.51	\$96,413.43	\$96,413.43	\$0.00
2930	Refacciones y accesorios menores de mobiliario y equipo	\$31,385.60	-\$8,000.00	\$23,385.60	\$34.02	\$23,351.58	\$34.02	\$0.00	\$23,351.58	\$34.02	\$34.02	\$0.00
2931	Refacciones y accesorios menores de mobiliario y equipo	\$31,385.60	-\$8,000.00	\$23,385.60	\$34.02	\$23,351.58	\$34.02	\$0.00	\$23,351.58	\$34.02	\$34.02	\$0.00
2940	Refacciones y accesorios menores de equipo de cómputo	\$112,586.24	\$131,583.18	\$244,169.42	\$244,135.29	\$34.13	\$244,135.29	\$0.00	\$34.13	\$244,135.29	\$244,135.29	\$0.00
2941	Refacciones y accesorios menores para equipo de cómputo	\$112,586.24	\$131,583.18	\$244,169.42	\$244,135.29	\$34.13	\$244,135.29	\$0.00	\$34.13	\$244,135.29	\$244,135.29	\$0.00
2960	Refacciones y accesorios menores de equipo de transporte	\$63,633.14	\$26,096.52	\$89,729.66	\$89,615.10	\$114.56	\$89,615.10	\$0.00	\$114.56	\$89,615.10	\$89,615.10	\$0.00
2961	Refacciones y accesorios menores de equipo de transporte	\$63,633.14	\$26,096.52	\$89,729.66	\$89,615.10	\$114.56	\$89,615.10	\$0.00	\$114.56	\$89,615.10	\$89,615.10	\$0.00
2980	Refacciones y accesorios menores de maquinaria y otros	\$33,092.16	-\$9,000.00	\$24,092.16	\$3,929.18	\$20,162.98	\$3,929.18	\$0.00	\$20,162.98	\$3,929.18	\$3,929.18	\$0.00
2981	Refacciones y accesorios menores de maquinaria y otros	\$33,092.16	-\$9,000.00	\$24,092.16	\$3,929.18	\$20,162.98	\$3,929.18	\$0.00	\$20,162.98	\$3,929.18	\$3,929.18	\$0.00
2990	Refacciones y accesorios menores otros bienes muebles	\$25,000.00	-\$7,026.06	\$17,973.94	\$3,943.36	\$14,030.58	\$3,943.36	\$0.00	\$14,030.58	\$3,943.36	\$3,943.36	\$0.00
2991	Refacciones y accesorios menores de otros bienes muebles	\$25,000.00	-\$7,026.06	\$17,973.94	\$3,943.36	\$14,030.58	\$3,943.36	\$0.00	\$14,030.58	\$3,943.36	\$3,943.36	\$0.00
3000	SERVICIOS GENERALES	\$5,413,457.50	\$714,644.78	\$6,128,102.28	\$4,750,657.55	\$1,377,444.73	\$4,748,749.55	\$1,908.00	\$1,379,352.73	\$4,748,749.55	\$4,418,254.01	\$330,495.54
3100	SERVICIOS BÁSICOS	\$539,945.56	-\$104,722.87	\$435,222.69	\$338,028.20	\$97,194.49	\$338,028.20	\$0.00	\$97,194.49	\$338,028.20	\$338,028.20	\$0.00
3110	Energía eléctrica	\$215,375.04	-\$55,199.94	\$160,175.10	\$92,577.00	\$67,598.10	\$92,577.00	\$0.00	\$67,598.10	\$92,577.00	\$92,577.00	\$0.00
3111	Servicio de energía eléctrica	\$215,375.04	-\$55,199.94	\$160,175.10	\$92,577.00	\$67,598.10	\$92,577.00	\$0.00	\$67,598.10	\$92,577.00	\$92,577.00	\$0.00
3120	Gas	\$30,000.00	-\$25,000.00	\$5,000.00	\$5,000.00	\$0.00	\$5,000.00	\$0.00	\$0.00	\$5,000.00	\$5,000.00	\$0.00
3121	Servicio de gas	\$30,000.00	-\$25,000.00	\$5,000.00	\$5,000.00	\$0.00	\$5,000.00	\$0.00	\$0.00	\$5,000.00	\$5,000.00	\$0.00
3130	Agua	\$0.00	\$9,625.23	\$9,625.23	\$5,332.00	\$4,293.23	\$5,332.00	\$0.00	\$4,293.23	\$5,332.00	\$5,332.00	\$0.00
3131	Servicio de agua	\$0.00	\$9,625.23	\$9,625.23	\$5,332.00	\$4,293.23	\$5,332.00	\$0.00	\$4,293.23	\$5,332.00	\$5,332.00	\$0.00
3140	Telefonía tradicional	\$9,530.20	\$0.00	\$9,530.20	\$5,142.44	\$4,387.76	\$5,142.44	\$0.00	\$4,387.76	\$5,142.44	\$5,142.44	\$0.00
3141	Servicio telefónico convencional	\$9,530.20	\$0.00	\$9,530.20	\$5,142.44	\$4,387.76	\$5,142.44	\$0.00	\$4,387.76	\$5,142.44	\$5,142.44	\$0.00
3150	Telefonía celular	\$8,407.92	-\$231.96	\$8,175.96	\$6,142.12	\$2,033.84	\$6,142.12	\$0.00	\$2,033.84	\$6,142.12	\$6,142.12	\$0.00
3151	Servicio de telefonía celular	\$8,407.92	-\$231.96	\$8,175.96	\$6,142.12	\$2,033.84	\$6,142.12	\$0.00	\$2,033.84	\$6,142.12	\$6,142.12	\$0.00
3170	Servicios de acceso de Internet, redes y procesamiento de información	\$273,632.40	-\$32,416.20	\$241,216.20	\$223,304.64	\$17,911.56	\$223,304.64	\$0.00	\$17,911.56	\$223,304.64	\$223,304.64	\$0.00
3171	Servicios de acceso de internet	\$273,632.40	-\$81,720.84	\$191,911.56	\$174,000.00	\$17,911.56	\$174,000.00	\$0.00	\$17,911.56	\$174,000.00	\$174,000.00	\$0.00
3172	Servicios de redes y procesamiento de información	\$0.00	\$49,304.64	\$49,304.64	\$49,304.64	\$0.00	\$49,304.64	\$0.00	\$0.00	\$49,304.64	\$49,304.64	\$0.00
3180	Servicios postales y telegráficos	\$3,000.00	-\$1,500.00	\$1,500.00	\$530.00	\$970.00	\$530.00	\$0.00	\$970.00	\$530.00	\$530.00	\$0.00
3181	Servicio postal	\$3,000.00	-\$1,500.00	\$1,500.00	\$530.00	\$970.00	\$530.00	\$0.00	\$970.00	\$530.00	\$530.00	\$0.00
3200	SERVICIOS DE ARRENDAMIENTO	\$369,073.04	\$278,349.08	\$647,422.12	\$576,016.18	\$71,405.94	\$574,108.18	\$1,908.00	\$73,313.94	\$574,108.18	\$574,108.18	\$0.00
3230	Arrendamiento de mobiliario y equipo de administración, educación e investigación	\$93,150.00	\$0.00	\$93,150.00	\$67,500.00	\$25,650.00	\$67,500.00	\$0.00	\$25,650.00	\$67,500.00	\$67,500.00	\$0.00
3232	Arrendamiento de equipo y bienes informáticos	\$93,150.00	\$0.00	\$93,150.00	\$67,500.00	\$25,650.00	\$67,500.00	\$0.00	\$25,650.00	\$67,500.00	\$67,500.00	\$0.00
3250	Arrendamiento de equipo de transporte	\$10,000.00	-\$10,000.00	\$0.00	\$0.00	\$0.00	\$0.00	\$0.00	\$0.00	\$0.00	\$0.00	\$0.00
3251	Arrendamiento de vehículos terrestres, aéreos, marítimos	\$10,000.00	-\$10,000.00	\$0.00	\$0.00	\$0.00	\$0.00	\$0.00	\$0.00	\$0.00	\$0.00	\$0.00
3260	Arrendamiento de maquinaria, otros equipos y herramientas	\$30,000.00	\$4,555.27	\$34,555.27	\$30,222.00	\$4,333.27	\$30,222.00	\$0.00	\$4,333.27	\$30,222.00	\$30,222.00	\$0.00



Usr: planeacion
Rep: rptEstadoPresupuestoEgresos

Instituto Tecnológico Superior de Tepeaca Estado de Puebla

Estado del Ejercicio del Presupuesto por Capítulo del Gasto Al 31/oct./2021

Fecha y 10/nov./2021

hora de Impresión 04:29 p. m.

Objeto del Gasto		Aprobado	Ampliaciones / (Reducciones)	Presupuesto Vigente	Comprometido	Presupuesto Disponibile para Comprometer	Devengado	Comprometido No Devengado	Presupuesto Sin Devengar	Ejercido	Pagado	Cuentas por Pagar Deuda
3261	Arrendamiento de maquinaria, otros equipos y herramient	\$30,000.00	\$4,555.27	\$34,555.27	\$30,222.00	\$4,333.27	\$30,222.00	\$0.00	\$4,333.27	\$30,222.00	\$30,222.00	\$0.00
3270	Arrendamiento de activos intangibles	\$209,608.04	\$91,592.21	\$301,200.25	\$301,134.42	\$65.83	\$299,226.42	\$1,908.00	\$1,973.83	\$299,226.42	\$299,226.42	\$0.00
3271	Derechos de autor, patentes, regalías y otros	\$209,608.04	\$91,592.21	\$301,200.25	\$301,134.42	\$65.83	\$299,226.42	\$1,908.00	\$1,973.83	\$299,226.42	\$299,226.42	\$0.00
3290	Otros arrendamientos	\$26,315.00	\$192,201.60	\$218,516.60	\$177,159.76	\$41,356.84	\$177,159.76	\$0.00	\$41,356.84	\$177,159.76	\$177,159.76	\$0.00
3291	Otros arrendamientos	\$26,315.00	\$192,201.60	\$218,516.60	\$177,159.76	\$41,356.84	\$177,159.76	\$0.00	\$41,356.84	\$177,159.76	\$177,159.76	\$0.00
3300	SERVICIOS PROFESIONALES, CIENTÍFICOS, TÉCNICO	\$1,932,355.56	\$201,865.04	\$2,134,220.60	\$1,330,740.03	\$803,480.57	\$1,330,740.03	\$0.00	\$803,480.57	\$1,330,740.03	\$1,330,740.03	\$0.00
3310	Servicios legales, de contabilidad, auditoría y relacionado	\$468,850.00	\$25,931.94	\$494,781.94	\$219,682.37	\$275,099.57	\$219,682.37	\$0.00	\$275,099.57	\$219,682.37	\$219,682.37	\$0.00
3311	Servicios relacionados con procedimientos jurisdiccionales	\$0.00	\$116,714.58	\$116,714.58	\$73,179.00	\$43,535.58	\$73,179.00	\$0.00	\$43,535.58	\$73,179.00	\$73,179.00	\$0.00
3312	Otros Servicios para la operación de programas	\$468,850.00	-\$90,782.64	\$378,067.36	\$146,503.37	\$231,563.99	\$146,503.37	\$0.00	\$231,563.99	\$146,503.37	\$146,503.37	\$0.00
3330	Servicios de consultoría administrativa, procesos, técnica	\$0.00	\$439,660.00	\$439,660.00	\$212,860.00	\$226,800.00	\$212,860.00	\$0.00	\$226,800.00	\$212,860.00	\$212,860.00	\$0.00
3333	Servicios relacionados con certificación de procesos	\$0.00	\$439,660.00	\$439,660.00	\$212,860.00	\$226,800.00	\$212,860.00	\$0.00	\$226,800.00	\$212,860.00	\$212,860.00	\$0.00
3340	Servicios de capacitación	\$353,513.42	-\$116,837.91	\$236,675.51	\$195,066.80	\$41,608.71	\$195,066.80	\$0.00	\$41,608.71	\$195,066.80	\$195,066.80	\$0.00
3341	Capacitación institucional	\$353,513.42	-\$116,837.91	\$236,675.51	\$195,066.80	\$41,608.71	\$195,066.80	\$0.00	\$41,608.71	\$195,066.80	\$195,066.80	\$0.00
3350	Servicios de investigación científica y desarrollo	\$100,000.00	-\$92,042.68	\$7,957.32	\$7,207.32	\$750.00	\$7,207.32	\$0.00	\$750.00	\$7,207.32	\$7,207.32	\$0.00
3351	Servicios de investigación científica y desarrollo	\$100,000.00	-\$92,042.68	\$7,957.32	\$7,207.32	\$750.00	\$7,207.32	\$0.00	\$750.00	\$7,207.32	\$7,207.32	\$0.00
3360	Servicios de apoyo administrativo, traducción, fotocopiado	\$80,235.14	-\$8,722.77	\$71,512.37	\$63,714.85	\$7,797.52	\$63,714.85	\$0.00	\$7,797.52	\$63,714.85	\$63,714.85	\$0.00
3362	Servicios de apoyo administrativo	\$80,235.14	-\$67,034.77	\$13,200.37	\$12,366.10	\$834.27	\$12,366.10	\$0.00	\$834.27	\$12,366.10	\$12,366.10	\$0.00
3364	Servicios de impresión de material informativo derivado d	\$0.00	\$58,312.00	\$58,312.00	\$51,348.75	\$6,963.25	\$51,348.75	\$0.00	\$6,963.25	\$51,348.75	\$51,348.75	\$0.00
3370	Servicios de protección y seguridad	\$4,646.00	-\$4,646.00	\$0.00	\$0.00	\$0.00	\$0.00	\$0.00	\$0.00	\$0.00	\$0.00	\$0.00
3371	Servicios de protección y seguridad	\$4,646.00	-\$4,646.00	\$0.00	\$0.00	\$0.00	\$0.00	\$0.00	\$0.00	\$0.00	\$0.00	\$0.00
3380	Servicios de vigilancia	\$925,111.00	-\$55,866.23	\$869,244.77	\$617,820.00	\$251,424.77	\$617,820.00	\$0.00	\$251,424.77	\$617,820.00	\$617,820.00	\$0.00
3381	Servicios de vigilancia	\$925,111.00	-\$55,866.23	\$869,244.77	\$617,820.00	\$251,424.77	\$617,820.00	\$0.00	\$251,424.77	\$617,820.00	\$617,820.00	\$0.00
3390	Servicios profesionales, científicos y técnicos integrales	\$0.00	\$14,388.69	\$14,388.69	\$14,388.69	\$0.00	\$14,388.69	\$0.00	\$0.00	\$14,388.69	\$14,388.69	\$0.00
3391	Servicios profesionales, científicos y técnicos integrales	\$0.00	\$14,388.69	\$14,388.69	\$14,388.69	\$0.00	\$14,388.69	\$0.00	\$0.00	\$14,388.69	\$14,388.69	\$0.00
3400	SERVICIOS FINANCIEROS, BANCARIOS Y COMERCIALES	\$275,400.00	-\$47,683.72	\$227,716.28	\$205,604.70	\$22,111.58	\$205,604.70	\$0.00	\$22,111.58	\$205,604.70	\$205,604.70	\$0.00
3410	Servicios financieros y bancarios	\$50,500.00	-\$27,500.00	\$23,000.00	\$8,921.61	\$14,078.39	\$8,921.61	\$0.00	\$14,078.39	\$8,921.61	\$8,921.61	\$0.00
3411	Servicios financieros y bancarios	\$50,500.00	-\$27,500.00	\$23,000.00	\$8,921.61	\$14,078.39	\$8,921.61	\$0.00	\$14,078.39	\$8,921.61	\$8,921.61	\$0.00
3450	Seguro de bienes patrimoniales	\$139,900.00	-\$51,336.06	\$88,563.94	\$88,563.94	\$0.00	\$88,563.94	\$0.00	\$0.00	\$88,563.94	\$88,563.94	\$0.00
3451	Seguros de bienes patrimoniales	\$139,900.00	-\$51,336.06	\$88,563.94	\$88,563.94	\$0.00	\$88,563.94	\$0.00	\$0.00	\$88,563.94	\$88,563.94	\$0.00
3470	Fletes y maniobras	\$0.00	\$2,320.00	\$2,320.00	\$2,320.00	\$0.00	\$2,320.00	\$0.00	\$0.00	\$2,320.00	\$2,320.00	\$0.00
3471	Fletes y maniobras	\$0.00	\$2,320.00	\$2,320.00	\$2,320.00	\$0.00	\$2,320.00	\$0.00	\$0.00	\$2,320.00	\$2,320.00	\$0.00
3480	Comisiones por ventas	\$85,000.00	\$21,032.34	\$106,032.34	\$104,670.03	\$1,362.31	\$104,670.03	\$0.00	\$1,362.31	\$104,670.03	\$104,670.03	\$0.00
3481	Comisiones por ventas	\$85,000.00	\$21,032.34	\$106,032.34	\$104,670.03	\$1,362.31	\$104,670.03	\$0.00	\$1,362.31	\$104,670.03	\$104,670.03	\$0.00
3490	Servicios financieros, bancarios y comerciales integrales	\$0.00	\$7,800.00	\$7,800.00	\$1,129.12	\$6,670.88	\$1,129.12	\$0.00	\$6,670.88	\$1,129.12	\$1,129.12	\$0.00
3491	Servicios financieros, bancarios y comerciales integrales	\$0.00	\$7,800.00	\$7,800.00	\$1,129.12	\$6,670.88	\$1,129.12	\$0.00	\$6,670.88	\$1,129.12	\$1,129.12	\$0.00



Usr: planeacion
Rep: rptEstadoPresupuestoEgresos

Instituto Tecnológico Superior de Tepeaca Estado de Puebla

Estado del Ejercicio del Presupuesto por Capítulo del Gasto Al 31/oct./2021

Fecha y 10/nov./2021

hora de Impresión 04:29 p. m.

Objeto del Gasto		Aprobado	Ampliaciones / (Reducciones)	Presupuesto Vigente	Comprometido	Presupuesto Disponibile para Comprometer	Devengado	Comprometido No Devengado	Presupuesto Sin Devengar	Ejercido	Pagado	Cuentas por Pagar Deuda
3500	SERVICIOS DE INSTALACIÓN, REPARACIÓN, MANTEN	\$477,395.64	\$917,570.10	\$1,394,965.74	\$1,195,602.90	\$199,362.84	\$1,195,602.90	\$0.00	\$199,362.84	\$1,195,602.90	\$947,301.42	\$248,301.48
3510	Conservación y mantenimiento menor de inmuebles	\$80,000.00	\$1,027,338.73	\$1,107,338.73	\$1,021,020.44	\$86,318.29	\$1,021,020.44	\$0.00	\$86,318.29	\$1,021,020.44	\$772,718.96	\$248,301.48
3511	Mantenimiento y conservación menor de inmuebles para	\$80,000.00	-\$80,000.00	\$0.00	\$0.00	\$0.00	\$0.00	\$0.00	\$0.00	\$0.00	\$0.00	\$0.00
3512	Mantenimiento y conservación menor de inmuebles para	\$0.00	\$1,107,338.73	\$1,107,338.73	\$1,021,020.44	\$86,318.29	\$1,021,020.44	\$0.00	\$86,318.29	\$1,021,020.44	\$772,718.96	\$248,301.48
3520	Instalación, reparación y mantenimiento de mobiliario y ex	\$55,301.58	-\$37,650.79	\$17,650.79	\$7,888.00	\$9,762.79	\$7,888.00	\$0.00	\$9,762.79	\$7,888.00	\$7,888.00	\$0.00
3521	Mantenimiento y conservación de mobiliario y equipo de e	\$55,301.58	-\$37,650.79	\$17,650.79	\$7,888.00	\$9,762.79	\$7,888.00	\$0.00	\$9,762.79	\$7,888.00	\$7,888.00	\$0.00
3530	Instalación, reparación y mantenimiento de equipo de cón	\$47,425.50	-\$46,925.51	\$499.99	\$499.99	\$0.00	\$499.99	\$0.00	\$0.00	\$499.99	\$499.99	\$0.00
3531	Instalación, reparación y mantenimiento de equipo de cón	\$47,425.50	-\$46,925.51	\$499.99	\$499.99	\$0.00	\$499.99	\$0.00	\$0.00	\$499.99	\$499.99	\$0.00
3550	Reparación y mantenimiento de equipo de transporte	\$55,668.50	\$17,761.54	\$73,430.04	\$72,390.60	\$1,039.44	\$72,390.60	\$0.00	\$1,039.44	\$72,390.60	\$72,390.60	\$0.00
3551	Mantenimiento y conservación de vehículos terrestres, aé	\$55,668.50	\$17,761.54	\$73,430.04	\$72,390.60	\$1,039.44	\$72,390.60	\$0.00	\$1,039.44	\$72,390.60	\$72,390.60	\$0.00
3570	Instalación, reparación y mantenimiento de maquinaria, o	\$70,000.00	\$53,894.73	\$123,894.73	\$22,683.80	\$101,210.93	\$22,683.80	\$0.00	\$101,210.93	\$22,683.80	\$22,683.80	\$0.00
3571	Instalación, reparación y mantenimiento de maquinaria y i	\$70,000.00	-\$47,316.20	\$22,683.80	\$22,683.80	\$0.00	\$22,683.80	\$0.00	\$0.00	\$22,683.80	\$22,683.80	\$0.00
3572	Instalación, reparación y mantenimiento de maquinaria y i	\$0.00	\$101,210.93	\$101,210.93	\$0.00	\$101,210.93	\$0.00	\$0.00	\$101,210.93	\$0.00	\$0.00	\$0.00
3580	Servicios de limpieza y manejo de desechos	\$100,000.00	-\$66,594.17	\$33,405.83	\$32,374.44	\$1,031.39	\$32,374.44	\$0.00	\$1,031.39	\$32,374.44	\$32,374.44	\$0.00
3581	Servicios de limpieza y manejo de desechos	\$100,000.00	-\$66,594.17	\$33,405.83	\$32,374.44	\$1,031.39	\$32,374.44	\$0.00	\$1,031.39	\$32,374.44	\$32,374.44	\$0.00
3590	Servicios de jardinería y fumigación	\$69,000.06	-\$30,254.43	\$38,745.63	\$38,745.63	\$0.00	\$38,745.63	\$0.00	\$0.00	\$38,745.63	\$38,745.63	\$0.00
3591	Servicios de jardinería y fumigación	\$69,000.06	-\$30,254.43	\$38,745.63	\$38,745.63	\$0.00	\$38,745.63	\$0.00	\$0.00	\$38,745.63	\$38,745.63	\$0.00
3600	SERVICIOS DE COMUNICACIÓN SOCIAL Y PUBLICIDA	\$210,000.00	-\$200,637.64	\$9,362.36	\$9,362.36	\$0.00	\$9,362.36	\$0.00	\$0.00	\$9,362.36	\$9,362.36	\$0.00
3610	Difusión por radio, televisión y otros medios de mensajes	\$210,000.00	-\$210,000.00	\$0.00	\$0.00	\$0.00	\$0.00	\$0.00	\$0.00	\$0.00	\$0.00	\$0.00
3611	Difusión por radio, televisión y otros medios de mensajes	\$210,000.00	-\$210,000.00	\$0.00	\$0.00	\$0.00	\$0.00	\$0.00	\$0.00	\$0.00	\$0.00	\$0.00
3620	Difusión por radio, televisión y otros medios de mensajes	\$0.00	\$9,362.36	\$9,362.36	\$9,362.36	\$0.00	\$9,362.36	\$0.00	\$0.00	\$9,362.36	\$9,362.36	\$0.00
3621	Difusión por radio, televisión y otros medios de mensajes	\$0.00	\$9,362.36	\$9,362.36	\$9,362.36	\$0.00	\$9,362.36	\$0.00	\$0.00	\$9,362.36	\$9,362.36	\$0.00
3700	SERVICIOS DE TRASLADOS Y VIÁTICOS	\$253,233.34	-\$170,028.94	\$83,204.40	\$63,080.31	\$20,124.09	\$63,080.31	\$0.00	\$20,124.09	\$63,080.31	\$63,080.31	\$0.00
3710	Pasajes aéreos	\$25,000.00	-\$25,000.00	\$0.00	\$0.00	\$0.00	\$0.00	\$0.00	\$0.00	\$0.00	\$0.00	\$0.00
3711	Pasajes aéreos nacionales	\$25,000.00	-\$25,000.00	\$0.00	\$0.00	\$0.00	\$0.00	\$0.00	\$0.00	\$0.00	\$0.00	\$0.00
3720	Pasajes terrestres	\$56,646.92	-\$47,538.83	\$9,108.09	\$3,892.00	\$5,216.09	\$3,892.00	\$0.00	\$5,216.09	\$3,892.00	\$3,892.00	\$0.00
3721	Pasajes terrestres nacionales	\$56,646.92	-\$47,538.83	\$9,108.09	\$3,892.00	\$5,216.09	\$3,892.00	\$0.00	\$5,216.09	\$3,892.00	\$3,892.00	\$0.00
3750	Viáticos en el país	\$166,836.42	-\$99,115.11	\$67,721.31	\$57,721.31	\$10,000.00	\$57,721.31	\$0.00	\$10,000.00	\$57,721.31	\$57,721.31	\$0.00
3751	Viáticos en el país	\$166,836.42	-\$99,115.11	\$67,721.31	\$57,721.31	\$10,000.00	\$57,721.31	\$0.00	\$10,000.00	\$57,721.31	\$57,721.31	\$0.00
3780	Servicios integrales de traslado y viáticos	\$4,750.00	-\$2,375.00	\$2,375.00	\$0.00	\$2,375.00	\$0.00	\$0.00	\$2,375.00	\$0.00	\$0.00	\$0.00
3781	Servicios integrales de traslado y viáticos nacionales para	\$4,750.00	-\$2,375.00	\$2,375.00	\$0.00	\$2,375.00	\$0.00	\$0.00	\$2,375.00	\$0.00	\$0.00	\$0.00
3790	Otros servicios de traslado y hospedaje	\$0.00	\$4,000.00	\$4,000.00	\$1,467.00	\$2,533.00	\$1,467.00	\$0.00	\$2,533.00	\$1,467.00	\$1,467.00	\$0.00
3791	Otros servicios de traslado y hospedaje	\$0.00	\$4,000.00	\$4,000.00	\$1,467.00	\$2,533.00	\$1,467.00	\$0.00	\$2,533.00	\$1,467.00	\$1,467.00	\$0.00
3800	SERVICIOS OFICIALES	\$268,456.00	-\$161,831.24	\$106,624.76	\$102,617.00	\$4,007.76	\$102,617.00	\$0.00	\$4,007.76	\$102,617.00	\$102,617.00	\$0.00
3820	Gastos de orden social y cultural	\$159,480.00	-\$125,024.56	\$34,455.44	\$34,329.27	\$126.17	\$34,329.27	\$0.00	\$126.17	\$34,329.27	\$34,329.27	\$0.00



Usr: planeacion
Rep: rptEstadoPresupuestoEgresos

Instituto Tecnológico Superior de Tepeaca Estado de Puebla


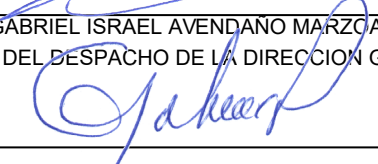
Estado del Ejercicio del Presupuesto por Capítulo del Gasto Al 31/oct./2021



Fecha y 10/nov./2021

hora de Impresión 04:29 p. m.

Objeto del Gasto		Aprobado	Ampliaciones / (Reducciones)	Presupuesto Vigente	Comprometido	Presupuesto Disponibile para Comprometer	Devengado	Comprometido No Devengado	Presupuesto Sin Devengar	Ejercido	Pagado	Cuentas por Pagar Deuda
3821	Gastos de orden social	\$159,480.00	-\$127,024.56	\$32,455.44	\$32,880.43	-\$424.99	\$32,880.43	\$0.00	-\$424.99	\$32,880.43	\$32,880.43	\$0.00
3822	Gastos de orden cultural	\$0.00	\$2,000.00	\$2,000.00	\$1,448.84	\$551.16	\$1,448.84	\$0.00	\$551.16	\$1,448.84	\$1,448.84	\$0.00
3830	Congresos y convenciones	\$108,976.00	-\$51,806.68	\$57,169.32	\$55,011.53	\$2,157.79	\$55,011.53	\$0.00	\$2,157.79	\$55,011.53	\$55,011.53	\$0.00
3831	Congresos y convenciones	\$108,976.00	-\$51,806.68	\$57,169.32	\$55,011.53	\$2,157.79	\$55,011.53	\$0.00	\$2,157.79	\$55,011.53	\$55,011.53	\$0.00
3850	Gastos de representación	\$0.00	\$15,000.00	\$15,000.00	\$13,276.20	\$1,723.80	\$13,276.20	\$0.00	\$1,723.80	\$13,276.20	\$13,276.20	\$0.00
3851	Gastos de representación	\$0.00	\$15,000.00	\$15,000.00	\$13,276.20	\$1,723.80	\$13,276.20	\$0.00	\$1,723.80	\$13,276.20	\$13,276.20	\$0.00
3900	OTROS SERVICIOS GENERALES	\$1,087,598.36	\$1,764.97	\$1,089,363.33	\$929,605.87	\$159,757.46	\$929,605.87	\$0.00	\$159,757.46	\$929,605.87	\$847,411.81	\$82,194.06
3920	Impuestos y derechos	\$5,692.50	\$103,482.00	\$109,174.50	\$105,111.00	\$4,063.50	\$105,111.00	\$0.00	\$4,063.50	\$105,111.00	\$105,111.00	\$0.00
3921	Otros impuestos y derechos	\$5,692.50	\$103,482.00	\$109,174.50	\$105,111.00	\$4,063.50	\$105,111.00	\$0.00	\$4,063.50	\$105,111.00	\$105,111.00	\$0.00
3980	Impuesto sobre nóminas y otros que se deriven de una re	\$867,295.72	\$0.00	\$867,295.72	\$711,704.88	\$155,590.84	\$711,704.88	\$0.00	\$155,590.84	\$711,704.88	\$629,510.82	\$82,194.06
3981	Impuesto sobre nóminas y otros que se deriven de una re	\$867,295.72	\$0.00	\$867,295.72	\$711,704.88	\$155,590.84	\$711,704.88	\$0.00	\$155,590.84	\$711,704.88	\$629,510.82	\$82,194.06
3990	Otros servicios generales	\$214,610.14	-\$101,717.03	\$112,893.11	\$112,789.99	\$103.12	\$112,789.99	\$0.00	\$103.12	\$112,789.99	\$112,789.99	\$0.00
3991	Gastos por actividades de Coordinación con el Governad	\$214,610.14	-\$214,610.14	\$0.00	\$0.00	\$0.00	\$0.00	\$0.00	\$0.00	\$0.00	\$0.00	\$0.00
3993	Otros servicios generales	\$0.00	\$112,893.11	\$112,893.11	\$112,789.99	\$103.12	\$112,789.99	\$0.00	\$103.12	\$112,789.99	\$112,789.99	\$0.00
5000	BIENES MUEBLES, INMUEBLES E INTANGIBLE!	\$806,794.00	\$372,472.40	\$1,179,266.40	\$256,666.00	\$922,600.40	\$256,666.00	\$0.00	\$922,600.40	\$256,666.00	\$256,666.00	\$0.00
5100	MOBILIARIO Y EQUIPO DE ADMINISTRACIÓN	\$700,000.00	\$187,963.84	\$887,963.84	\$231,412.00	\$656,551.84	\$231,412.00	\$0.00	\$656,551.84	\$231,412.00	\$231,412.00	\$0.00
5110	Muebles de oficina y estantería	\$100,000.00	\$0.00	\$100,000.00	\$0.00	\$100,000.00	\$0.00	\$0.00	\$100,000.00	\$0.00	\$0.00	\$0.00
5111	Muebles de oficina y estantería	\$100,000.00	\$0.00	\$100,000.00	\$0.00	\$100,000.00	\$0.00	\$0.00	\$100,000.00	\$0.00	\$0.00	\$0.00
5150	Equipo de cómputo y de tecnologías de la información	\$600,000.00	\$187,963.84	\$787,963.84	\$231,412.00	\$556,551.84	\$231,412.00	\$0.00	\$556,551.84	\$231,412.00	\$231,412.00	\$0.00
5151	Equipo de cómputo y de tecnología de la información	\$600,000.00	\$187,963.84	\$787,963.84	\$231,412.00	\$556,551.84	\$231,412.00	\$0.00	\$556,551.84	\$231,412.00	\$231,412.00	\$0.00
5200	MOBILIARIO Y EQUIPO EDUCACIONAL Y RECREATIV	\$106,794.00	-\$16,751.44	\$90,042.56	\$4,374.00	\$85,668.56	\$4,374.00	\$0.00	\$85,668.56	\$4,374.00	\$4,374.00	\$0.00
5210	Equipos y aparatos audiovisuales	\$56,794.00	-\$46,499.60	\$10,294.40	\$4,374.00	\$5,920.40	\$4,374.00	\$0.00	\$5,920.40	\$4,374.00	\$4,374.00	\$0.00
5211	Equipos y aparatos audiovisuales	\$56,794.00	-\$46,499.60	\$10,294.40	\$4,374.00	\$5,920.40	\$4,374.00	\$0.00	\$5,920.40	\$4,374.00	\$4,374.00	\$0.00
5230	Cámaras fotográficas y de video	\$50,000.00	-\$500.00	\$49,500.00	\$0.00	\$49,500.00	\$0.00	\$0.00	\$49,500.00	\$0.00	\$0.00	\$0.00
5231	Cámaras fotográficas y de video	\$50,000.00	-\$500.00	\$49,500.00	\$0.00	\$49,500.00	\$0.00	\$0.00	\$49,500.00	\$0.00	\$0.00	\$0.00
5290	Otro mobiliario y equipo educacional y recreativo	\$0.00	\$30,248.16	\$30,248.16	\$0.00	\$30,248.16	\$0.00	\$0.00	\$30,248.16	\$0.00	\$0.00	\$0.00
5291	Otro mobiliario y equipo educacional y recreativo	\$0.00	\$30,248.16	\$30,248.16	\$0.00	\$30,248.16	\$0.00	\$0.00	\$30,248.16	\$0.00	\$0.00	\$0.00
5600	MAQUINARIA, OTROS EQUIPOS Y HERRAMIENTAS	\$0.00	\$201,260.00	\$201,260.00	\$20,880.00	\$180,380.00	\$20,880.00	\$0.00	\$180,380.00	\$20,880.00	\$20,880.00	\$0.00
5660	Equipos de generación eléctrica, aparatos y accesorios el	\$0.00	\$180,380.00	\$180,380.00	\$0.00	\$180,380.00	\$0.00	\$0.00	\$180,380.00	\$0.00	\$0.00	\$0.00
5661	Equipo de generación eléctrica, aparatos y accesorios elé	\$0.00	\$180,380.00	\$180,380.00	\$0.00	\$180,380.00	\$0.00	\$0.00	\$180,380.00	\$0.00	\$0.00	\$0.00
5670	Herramientas y máquinas-herramienta	\$0.00	\$20,880.00	\$20,880.00	\$20,880.00	\$0.00	\$20,880.00	\$0.00	\$0.00	\$20,880.00	\$20,880.00	\$0.00
5671	Herramientas y máquinas- herramienta	\$0.00	\$20,880.00	\$20,880.00	\$20,880.00	\$0.00	\$20,880.00	\$0.00	\$0.00	\$20,880.00	\$20,880.00	\$0.00
Total		\$46,925,789.00	\$3,467,960.46	\$50,393,749.46	\$36,231,823.84	\$14,161,925.62	\$36,229,915.83	\$1,908.01	\$14,163,833.63	\$36,229,915.83	\$35,641,633.39	\$588,282.44

Objeto del Gasto	Aprobado	Ampliaciones / (Reducciones)	Presupuesto Vigente	Comprometido	Presupuesto Disponibile para Comprometer	Devengado	Comprometido No Devengado	Presupuesto Sin Devengar	Ejercido	Pagado	Cuentas por Pagar Deuda
------------------	----------	---------------------------------	------------------------	--------------	--	-----------	------------------------------	-----------------------------	----------	--------	----------------------------


 MA. GABRIEL ISRAEL AVENDANO MARZOTA
 ENCARGADO DEL DESPACHO DE LA DIRECCION GENERAL

 MI. GABRIELA CECILIA PORTES FLORES LARA
 SUBDIRECTORA DE PLANEACIÓN Y EVALUACIÓN


 MIA. JOSÉ GUADALUPE AGUILAR JIMÉNEZ
 SUBDIRECTOR DE ADMINISTRACION Y FINANZAS

 CP RUFINO ANALCO MENDOZA
 ENCARGADO DEL DEPTO. RECURSOS FINANCIEROS Y
 CONTABILIDAD



"Bajo protesta de decir verdad declaramos que los Estados Financieros y sus notas, son razonablemente correctos y son responsabilidad del emisor"